

## Portman 21 Washbasin 50cm RH Taphole, No Overflow Or Chainstay Hole

### ILLUSTRATED

<b>S2254</b>	(LB G M) Portman 21 washbasin 50cm, 1 right hand taphole, no overflow, no chainstay hole
<b>A6696</b>	(TP6) Markwik 21+ 1 hole thermostatic basin mixer, single sequential lever, demountable with copper tails
<b>S8715</b>	(WT3) Waste 1½" waste with bead chain & plug 80mm unslotted tail, screw stay
<b>S8920</b>	(TRR1/P) Trap 1½" plastic resealing bottle, 75mm seal, multi-purpose outlet

### OPTIONS

<b>E0157</b>	Wall fixing set
<b>E0062</b>	Basin fixing set for IPS panels or block walls
<b>A6697</b>	(TP6) Contour 21+ 1 hole thermostatic basin mixer, single sequential lever with copper tails
<b>S8734</b>	Waste 1½" brass swivel plug waste, 80mm unslotted tail
<b>S8720</b>	(WT1) Waste 1½" brass strainer waste, 80mm unslotted tail
<b>S8900</b>	Trap 1½" metal bottle, 75mm seal, outlet screwed 1½" BSP male with compression nut and ring

### ILLUSTRATED PRODUCT DETAILS

#### Sizes

**S2254** w:50 x d:42





#### Weights

<b>S2254</b>	12.73 KG
<b>A6696</b>	2.50 KG
<b>S8715</b>	0.28 KG
<b>S8920</b>	2.00 KG

#### Materials

<b>S2254</b>	Vitreous China
<b>A6696</b>	Chrome Plated Brass
<b>S8715</b>	Chrome Plated Metal
<b>S8920</b>	Plastic

#### Finishes

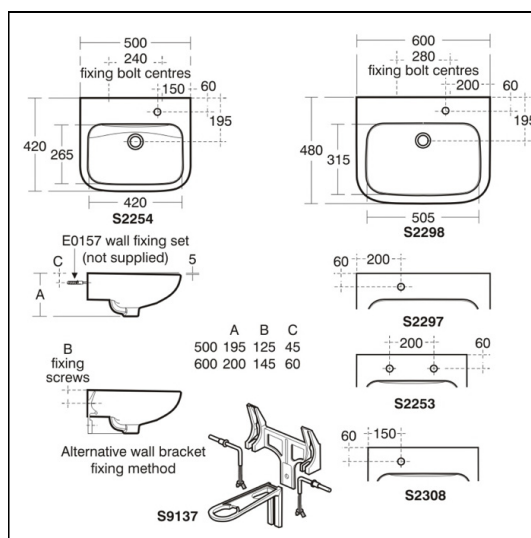
<b>S2254</b>	 White (01)
<b>A6696</b>	 Chrome (AA)
<b>S8715</b>	 Chrome (AA)
<b>S8920</b>	 Neutral / No Finish (67)

#### Standards

Vitreous china to BS 3402.  
Washbasin to BS EN 14688 & BS EN 31

#### Special Notes

Consideration should be given to safe hot water delivery and the use of an appropriate temperature reduction device. For use in connection with personal washing (face, forearms and hands etc.) not for use in clinical areas. Suggested rim height 780-800mm



### FEATURES

