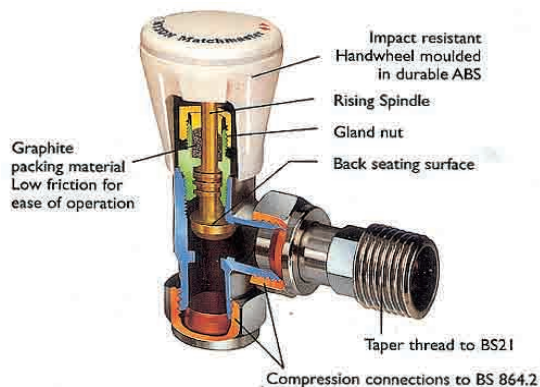
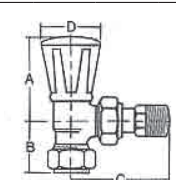
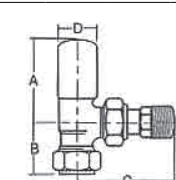


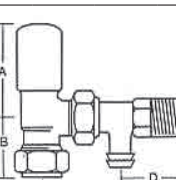
MATCHMASTER


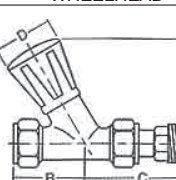
- Conforms to BS 2767-10.
- Maximum operating pressure 10 Bar.
- Maximum water temperature 120°C.
- Available in Chrome or Brass finish.
- Available with drain off facility.
- Graphite Gland packing.
- Back seating arrangement for maintenance without draining down.

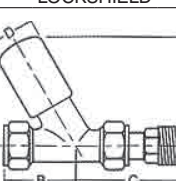
DIMENSIONS

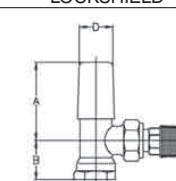
1/2" ANGLE WHEELHEAD			
			
A	B	C	D
55.7	31.0	58.0	37.0

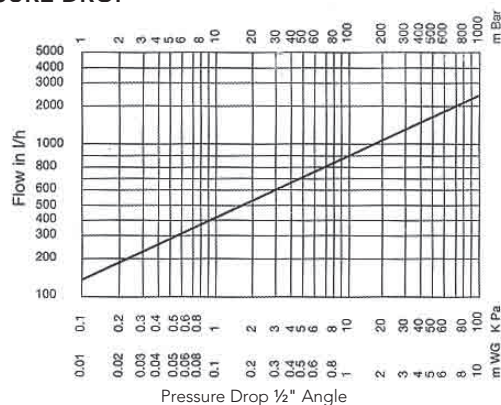
1/2" ANGLE LOCKSHIELD			
			
A	B	C	D
53.0	31.0	58.0	23.5

1/2" ANGLE LOCKSHIELD WITH DRAIN OFF			
			
A	B	C	D
53.0	31.0	76.6	34.0

1/2" STRAIGHT WHEELHEAD			
			
A	B	C	D
63.5	40.0	56.5	37.0

1/2" STRAIGHT LOCKSHIELD			
			
A	B	C	D
55.5	40.0	56.5	23.5

1/2" BSP ANGLE LOCKSHIELD			
			
A	B	C	D
53	27	58	23

PRESSURE DROP

MATCHMASTER LOCKSHIELD WITH DRAIN OFF FACILITY
FEATURES

- Manufactured to BS2767-10.
- Tamperproof plug.
- Double seal (metal-to-metal and 'O' ring).
- Available in Brass or Chrome.

OPERATION

- Close radiator valves.
- Place drip tray under drain off.
- Open radiator air vent screw to release the pressure and close, then remove drain off plug.
- Fit hosepipe or use a suitable reseatle.
- Open radiator vent screw (Note: The flow from the drain off can be stopped by closing air vent).
- When drain off is completed close radiator air vent screw and replace drain off plug.

