

## Sandringham 21 Handrinse Washbasin, 35cm 2 Tapholes

### ILLUSTRATED

<b>E8930</b>	Sandringham 21 handrinse washbasin 35cm, 2 taphole, with overflow and chainstay hole
<b>B9865</b>	Sandringham 21 Washbasin Pillar Taps
<b>S8800</b>	Waste 1½" plastic waste with bead chain and plug, 80mm slotted tail, bolt stay
<b>S8900</b>	Trap 1½" metal bottle, 75mm seal, outlet screwed 1½" BSP male with compression nut and ring
<b>E5010</b>	Pair Steel Wall Hangers

### OPTIONS

<b>E0157</b>	Wall fixing set
--------------	-----------------

### ILLUSTRATED PRODUCT DETAILS

#### Sizes

<b>E8930</b>	w:350 x d:260
--------------	---------------






#### Weights

<b>E8930</b>	6.50 KG
<b>B9865</b>	1.05 KG
<b>S8800</b>	0.08 KG
<b>S8900</b>	0.54 KG
<b>E5010</b>	0.10 KG

#### Materials

<b>E8930</b>	Vitreous China
<b>B9865</b>	Chrome Plated Brass
<b>S8800</b>	Chrome Plated Plastic
<b>S8900</b>	Chrome Plated Metal
<b>E5010</b>	Metal

#### Finishes

<b>E8930</b>	 White (01)
<b>B9865</b>	 Chrome (AA)
<b>S8800</b>	 Chrome (AA)
<b>S8900</b>	 Chrome (AA)
<b>E5010</b>	 Neutral / No Finish (67)

#### Flow rates

<b>B9865</b>	13 Litres per minute @ 3 bar pressure
--------------	---------------------------------------

#### Special Notes

Washbasin wall mounted using E5010 wall hangers and screwed to wall using 2 screws (not supplied) or E0157 wall fixing bolts and screwed to wall using 2 screws (not supplied).

