

TECHNICAL SPECIFICATIONS (Vanity) 20200107

ATTILA - 600 / 800 / 1000 / 1200 (2x600)

Information

Suspended cabinet with 2 drawers with soft-close cushioned closure.

Materials

- **Side panels (Thickness=16mm):**
 - Gloss White: Laminated particle board lacquered with UV high gloss polyester paint.
 - Ostippo Oak, Roble Oak: Laminated particle board.
 - **Internal structure panels (Thickness=16mm):** Laminated particle board.
 - **Drawers:** Wooden drawer with concealed partial extraction runner with soft closing and height adjustment. Maximum load capacity. 25 Kg.
- * All the panels used in the manufacture of this unit are classed as E-1 grade with low level of formaldehyde content.

*Trim varies according to design: PVC, ABS (edged with PUR glue)

Metal fitting

- **Handles:** Lacquered aluminum handle in matt black.
- **Cabinet hangers:** Highly resistant hanger with two separate adjustments certified under DIN 68840 (equivalent to 130 Kg end loading capacity per piece).

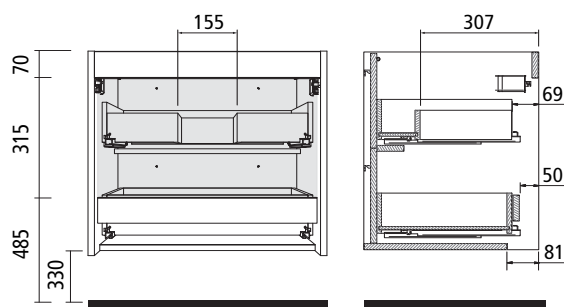
Vanity dimensions and package weight

	600	800	1000
Length (mm)	645	845	1045
Depth (mm)	500		
Height (mm)	620		
Net weight Kg.	23,2	27,1	31,6
Gross mass Kg.	25,3	30,2	34,7

Wash basins available

- 600 / / 800 / 1000: Iberia
- 1200: Iberia double

Free space for water pipe



Exterior finishes



Eternity Oak




Ostippo Oak



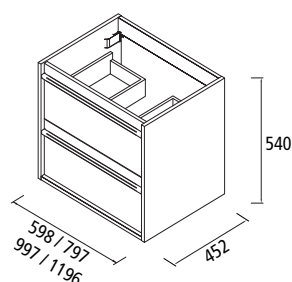
Gloss White

Interior finishes



Nude

Unit dimensions



The 1196 model is made of 2 units of 598