

Contour 21 Washbasin 60cm No Taphole No Chainstay Hole or Overflow - Lever

ILLUSTRATED

- S2155** (LB H L) Contour 21 back outlet washbasin, 60cm, no tapholes, no overflow, no chainstay hole
- A6060** (TB-H2A) Markwik 21 integral thermostat, single sequential lever bib mixer, single flow horizontal outlet, 2 x ½" inlets at 200mm centres, Armitage Bioguard outlet fitted
- S8750** Waste 1½" outlet adaptor for all Contour back outlet washbasins
- S8920** (TRR1/P) Trap 1½" plastic resealing bottle, 75mm seal, multi-purpose outlet
- S9112** Concealed hangers pressed Steel, toggle bolts and clips for Contour washbasins

OPTIONS

- S8746** Plastic strainer for back outlet washbasins
- F960847** Nozzle Anti-Pseudomonas outlet for Markwik 21
- S8910** Trap 1½" plastic bottle, 75mm seal, multi-purpose outlet

ILLUSTRATED PRODUCT DETAILS

Sizes

S2155 w:600 x d:480


Weights


S2155 19.50 KG
A6060 4.00 KG
S8750 0.17 KG
S8920 2.00 KG
S9112 0.47 KG


Materials


S2155 Vitreous China
A6060 Chrome Plated Brass
S8750 Plastic
S8920 Plastic
S9112 Metal


Finishes

S2155  White (01)

A6060  Chrome (AA)

S8750  Neutral / No Finish (67)

S8920  Neutral / No Finish (67)

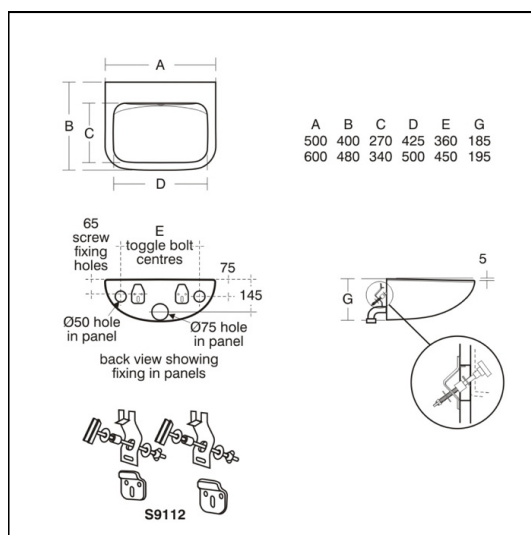
S9112  Neutral / No Finish (67)

Designer

Robin Levien, RDI

Special Notes

Toggle bolts and outlet adapter suitable for maximum panel thickness of 18mm. For use in connection with washing associated with clinical procedures. Suggested rim height 780-800mm. Washbasin wall mounted using S9112 hangers or panel mounted using S9112 hangers, toggle bolts & clips.



FEATURES

